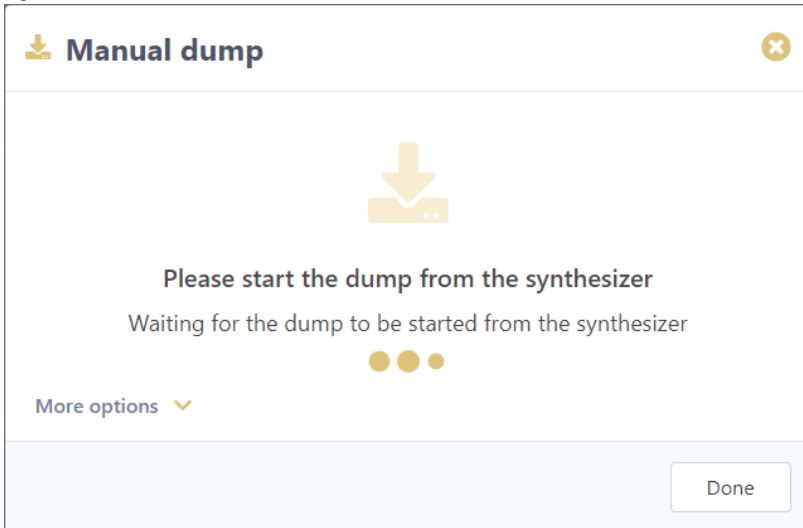


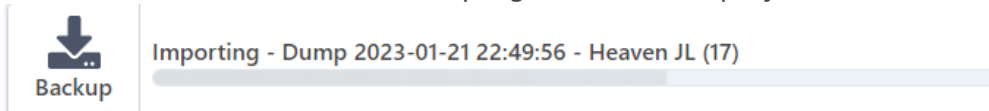
# Start a manual dump

To start a manual dump:

1. Click **Manual dump**.
2. The following popup will open and wait for sound messages to be sent from the synthesizer:

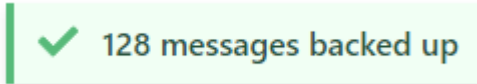


3. Start a sound dump from your synthesizer (refer to synth manual for details).
4. Sounds will start to be stored. A progress bar is displayed, similar to this one:

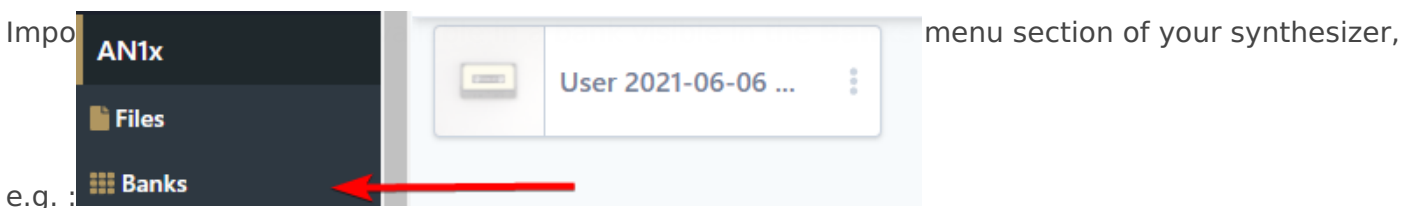


Information displayed differs from synth to synth depending on what features are supported

5. Import ends automatically when no sounds are received for some time. Total backup-ed sounds is displayed, e.g. :



6. Click **Done** button to close the window



Revision #1

Created 21 January 2023 23:26:42 by TJ

Updated 21 January 2023 23:27:38 by TJ