

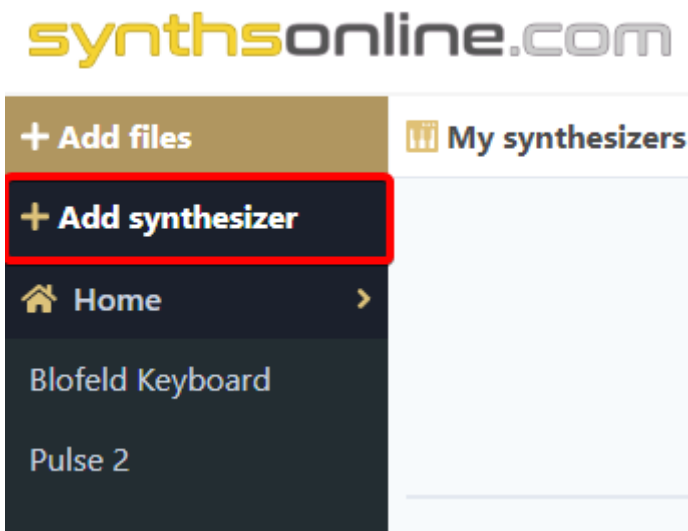
Synthesizers

This documentation describes how to manage your synthesizers on synthsonline.com

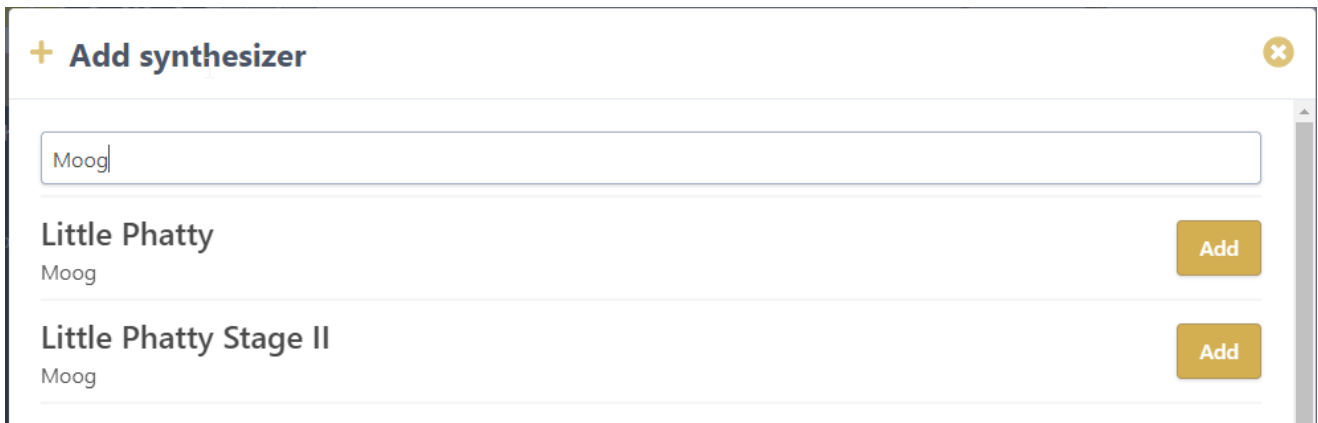
- [Add synthesizer](#)
- [Browse synthesizers](#)

Add synthesizer

- To add a new synthesizer to your account, use the side menu and click **Add synthesizer**



- In the synthesizer dialog, type the name of your synthesizer in the "Find synthesizers..." field:



- Click **Add** button to add the synthesizer of your choice.

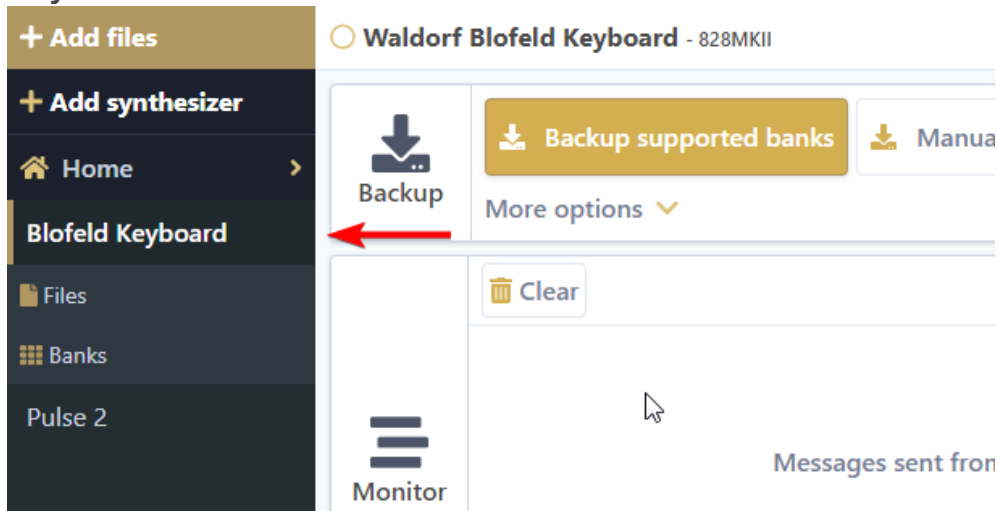
The synthesizer is added to your account and made available in the side menu.

Browse synthesizers

To browse synthesizers:

Desktop

- Click on the model name in the side menu. In this example, we clicked on **Blorfeld Keyboard**:




This has multiple consequences:

- Synthesizer tools are displayed in the main window
- **Files** and **Banks** submenus are displayed

To choose another model, click on its name in the side menu.

Mobile

The desktop side menu does not exist in the same form on mobile devices. Instead a drop down menu with the name of the currently selected synthesizer or page is displayed at the top of the screen:



Opening this drop down will display the menu with the same options as the desktop. However, there are some differences:

- A **Close** button is available at the top of the menu to hide it
- Synthesizer submenus are always visible

