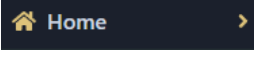


Fundamentals

This is essential documentation to work with the "My synthesizers" section.

- Home / dashboard
- Synthesizers
 - Add synthesizer
 - Browse synthesizers

Home / dashboard

The dashboard is accessed with the  button.


Dashboard

This page presents some statistics of your account and links to adding new synthesizers and files to your account


My synthesizers home

Dashboard

2 synthesizers	258 messages	4 files	0 banks
-------------------	-----------------	------------	------------



Add synthesizer



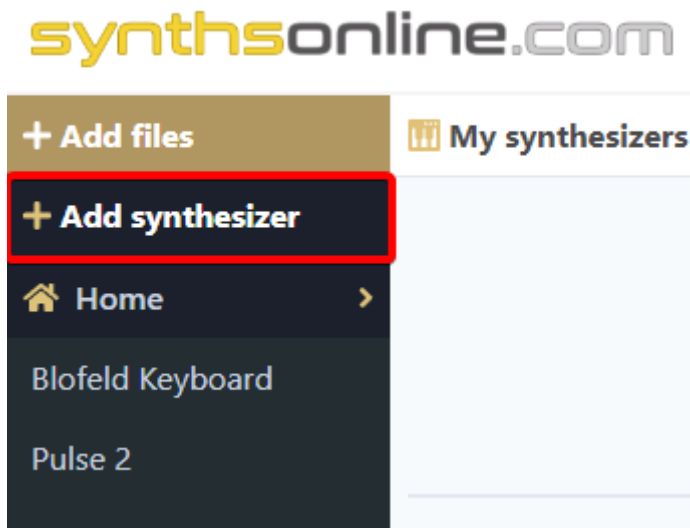
Add files

Synthesizers

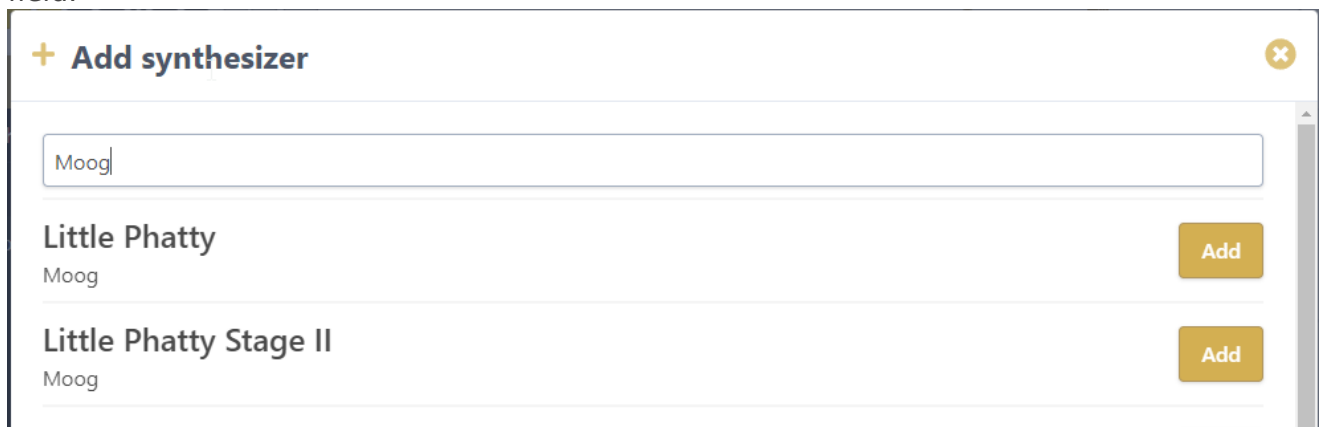
This documentation describes how to manage your synthesizers on synthsonline.com

Add synthesizer

- To add a new synthesizer to your account, use the side menu and click **Add synthesizer**



- In the synthesizer dialog, type the name of your synthesizer in the "Find synthesizers..." field:



- Click **Add** button to add the synthesizer of your choice.

The synthesizer is added to your account and made available in the side menu.

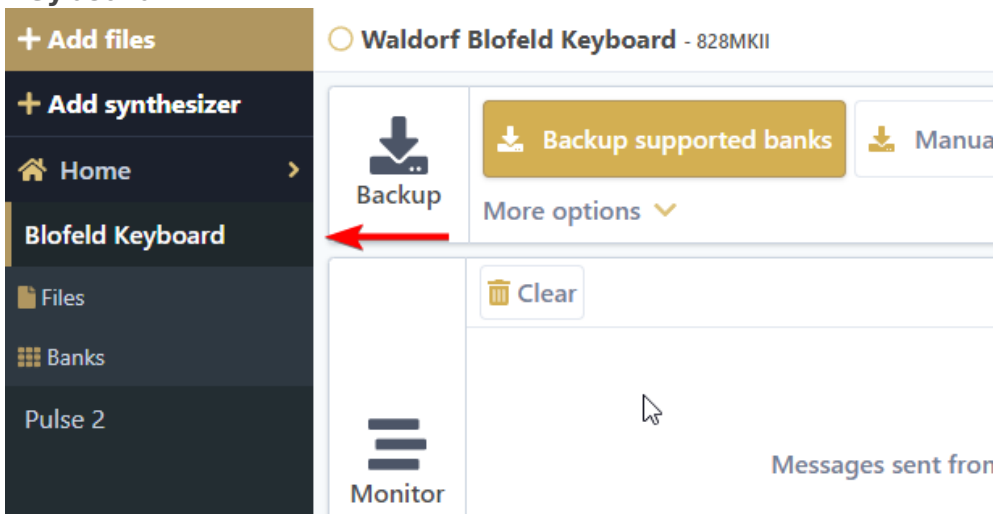
Browse synthesizers

To browse synthesizers:

Desktop

- Click on the model name in the side menu. In this example, we clicked on **Blofeld**

Keyboard:



This has multiple consequences:

- Synthesizer tools are displayed in the main window
- **Files** and **Banks** submenus are displayed

To choose another model, click on its name in the side menu.

Mobile

The desktop side menu does not exist in the same form on mobile devices. Instead a drop down menu with the name of the currently selected synthesizer or page is displayed at the top of the screen:



Opening this drop down will display the menu with the same options as the desktop. However, there are some differences:

- A **Close** button is available at the top of the menu to hide it
- Synthesizer submenus are always visible

