

Manage synthesizer

Documentation for the "Manage" section of a synthesizer.


- Midi settings
- Refresh midi devices
- Remove device

Midi settings

Configure




To configure a midi device, you have to select all of these values:

- midi input
- midi output
- midi channel



Manage

[Refresh midi devices](#)

Midi input	Midi output	Midi channel
Pulse2 	Pulse2 	1 

[More options >](#)

[Remove device](#) *Remove Waldorf Pulse 2 from your synthesizers list*

Midi tools (eg. Monitor, Backup, etc) are displayed on screen only when device is set correctly and available to your browser (a midi device may not available if it is used in another program, eg. DAW)

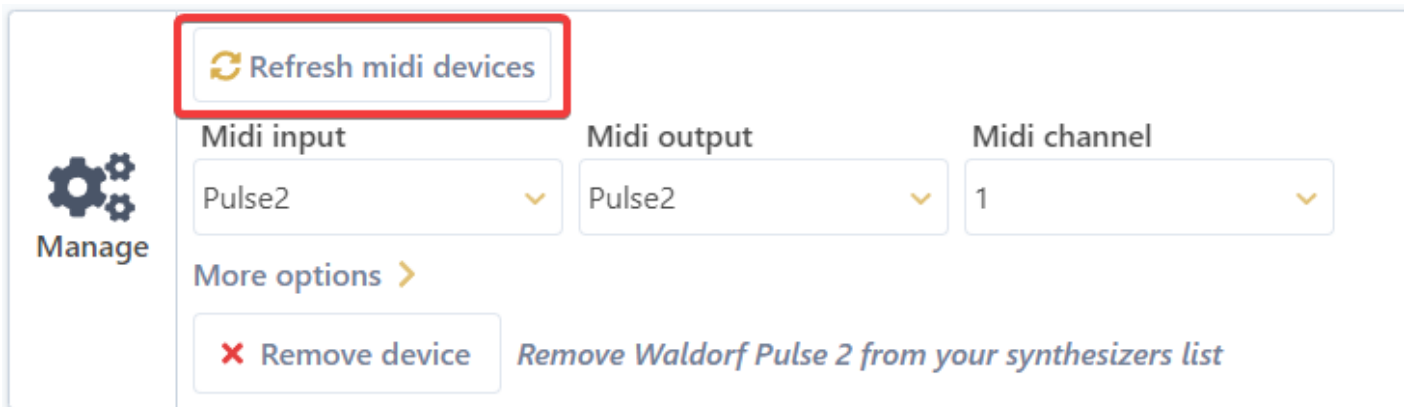
Refresh midi devices

Refresh midi devices

Sometimes, a device may not be available in the dropdown list:

- it is being used by another program
- device was turned on after loading the page
- etc.

In this case, **Refresh midi devices** button can be used to reload midi devices:



The screenshot shows a 'Manage' section with a gear icon. At the top, a button labeled 'Refresh midi devices' with a circular arrow icon is highlighted with a red border. Below this are three dropdown menus: 'Midi input' (set to Pulse2), 'Midi output' (set to Pulse2), and 'Midi channel' (set to 1). A 'More options >' link is visible. At the bottom, there is a 'Remove device' button with a red 'X' icon, followed by the text 'Remove Waldorf Pulse 2 from your synthesizers list'.

If available, device can be selected in the dropdown list.

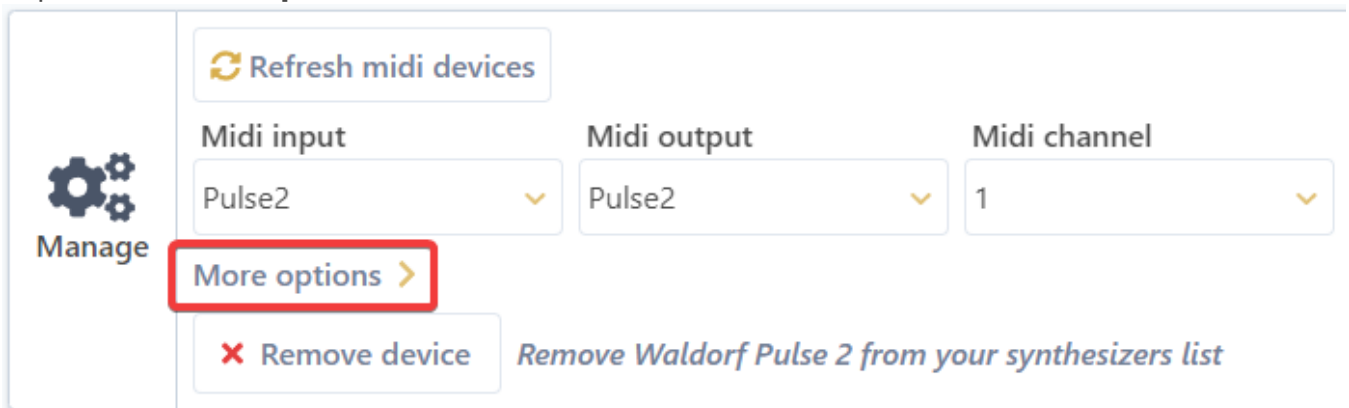
In some cases, this will not be enough to correctly refresh the devices list. In the latter case, you can try reloading the page or restarting the browser.

Remove device

Removing a device cannot be undone and disables access to associated data (Files, Banks, etc.)

To remove a device:

- Expand the **More options** section:



Manage

Refresh midi devices

Midi input: Pulse2

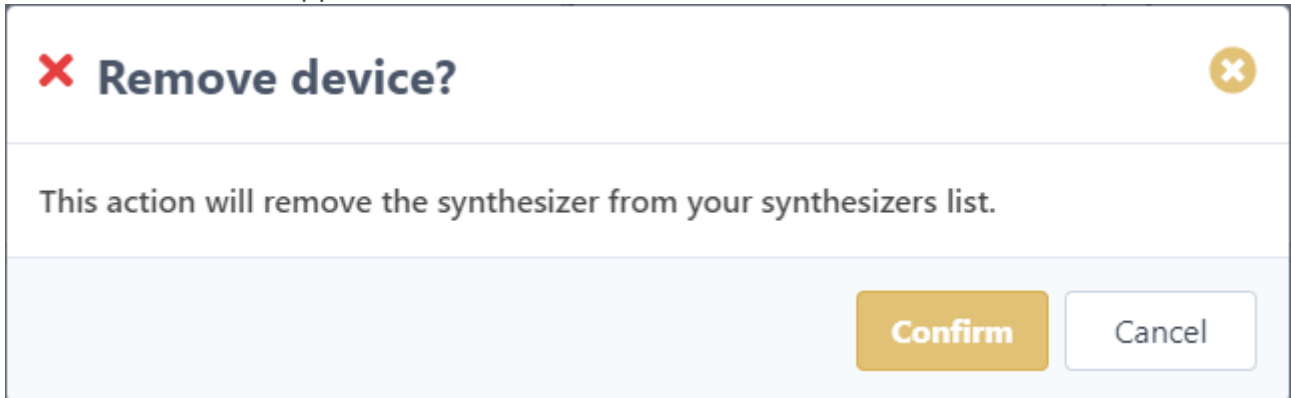
Midi output: Pulse2

Midi channel: 1

More options >

Remove device *Remove Waldorf Pulse 2 from your synthesizers list*

- Click the **Remove device** button
- A validation screen appears, click **Confirm** to remove the device.



Remove device?

This action will remove the synthesizer from your synthesizers list.

Confirm Cancel